

Hyperthyroidism

Series 15a



Patient's Guide

Average Readability Leaflet

Hyperthyroidism - Series 15a (Revised August 2006)

This leaflet was produced by Fernando Vera MSc and Prof Gary Butler at the Institute of Health Sciences, University of Reading, Reading, UK (August, 2006). Some portions of the text were extracted or modified from the Growth and Growth Disorders Booklet Series (Third edition, 2000)* and may be used in conjunction with these as they provide a choice of leaflets providing the same information, but for people of different ages and reading abilities. The numbering sequence in each series is the same for easy cross-reference. The original leaflet series can be also obtained from the links given at the end.

All illustrations were created and produced by Fernando Vera MSc.

This leaflet is part of the Hormone Disorders Leaflet Series. The following are also available:

- Series N 3.** Puberty and the Growth Hormone Deficient Child.
- Series N 4.** Precocious Puberty
- Series N 5.** Emergency Information for Children with Cortisol and GH Deficiencies and those Experiencing Recurrent Hypoglycaemia.
- Series N 6.** Congenital Adrenal Hyperplasia
- Series N 7.** Growth Hormone Deficiency in Young Adults.
- Series N 10.** Constitutional delay of growth and puberty
- Series N 11.** Multiple Pituitary Hormone Deficiency
- Series N 12.** Diabetes Insipidus
- Series N 13.** Craniopharyngioma
- Series N 14.** Intrauterine Growth Retardation or Small Gestational Age
- Series N 15.a.** Hyperthyroidism
- Series N 15.b.** Hypothyroidism
- Series N. 16.** Type 2 Diabetes and Obesity

The development of these leaflets was funded (as a service to medicine) by Serono-Merck Ltd, Bedfont Cross, Stanwell Road, Feltham, Middlesex TW14 8NX, UK. Additional help was provided by the Child Growth Foundation (www.childgrowthfoundation.org).

*Written by Dr Richard Stanhope (Gt. Ormond Street/Middlesex Hospital, London) and Mrs Vreli Fry (Child Growth Foundation)

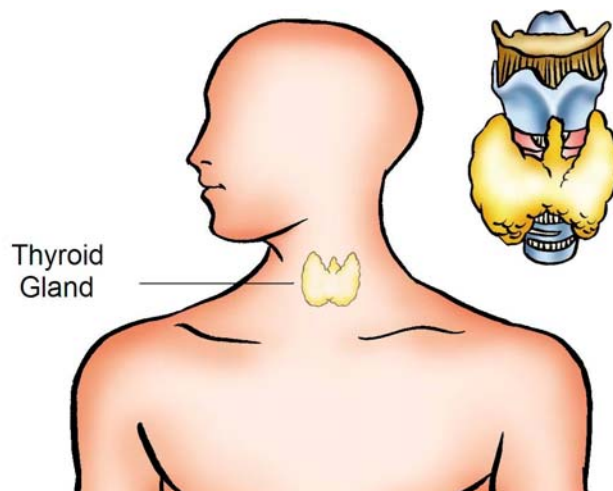
Introduction

The aim of this leaflet is to provide general information about Hyperthyroidism. It will discuss information on how it's diagnosed, treated and some of the problems it may cause.

It has been written in general terms and not all of the information provided will apply to you. Hopefully, this leaflet will help you to understand this condition and give you a basis for discussions with your GP or specialist team.

What is the thyroid gland?

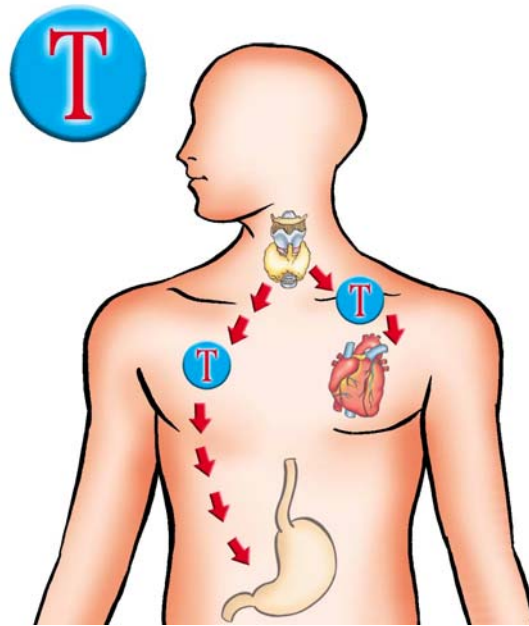
The thyroid gland is a small gland found in the neck below the larynx (Adam's apple). It makes and releases thyroid hormones to help regulate body growth and metabolism.



What do the thyroid hormones do?

Hormones are messengers used around the body to produce an effect. The main hormone produced by the thyroid gland is **thyroxine**. This hormone controls the amount of energy used by the body to maintain vital processes such as breathing, circulation and digestion.

Too much thyroxine makes the body work too fast, whereas too little allows the body to slow down. The thyroid hormones also affect brain growth and metabolism in babies in the womb and up to the age of about two years.



What is hyperthyroidism?

Hyperthyroidism occurs when the thyroid gland becomes overactive and produces excess thyroid hormones. Hyperthyroidism is different from hypothyroidism and should not be confused. **HYPER** means over active whereas **HYPO** means under active

What is the cause of Hyperthyroidism?

The most common form of hyperthyroidism is a condition called Graves' disease. In this disease, the body's immune system begins to attack the very organs and tissues that it's supposed to protect. This leads to excessive production of thyroid hormone by the thyroid gland. Additional symptoms include swelling of the neck due to enlargement of the gland, and protrusion of the eyes.

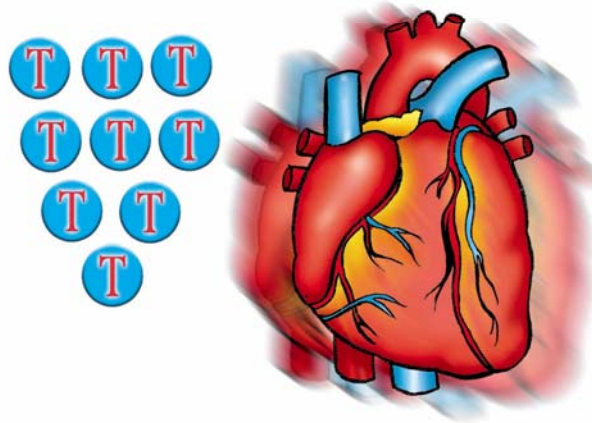
Hyperthyroidism can also be caused by hormone producing tumors in the pituitary gland. However, this cause is far less frequent.

There is also a form of hyperthyroidism that develops soon after birth. This is a temporary condition that resolves within 3 to 6 months. Some treatment may be required but there are no long-term problems. For all other types of hyperthyroidism, treatment will be required.

What are the Symptoms of Hyperthyroidism?

The most common symptoms include:

- **Effects on the circulation:** High thyroid hormone levels usually lead to a high heart rate. In extreme cases, this can lead to heart strain in adults, but this would be unusual in a child.



- **Growth, weight and appetite:** Children who develop hyperthyroidism often start growing at a much faster rate than is normal for their age. Increased appetite may also be present, although there is often weight loss that may be extreme.
- **Anxiety and behaviour problems:** A child may be restless, fidgety and have poor concentration. They are often moody and may be unable to sleep well.
- **Other symptoms:** Children often have mild diarrhoea, poor tolerance of heat and cold, and tiredness.

Frequently, the thyroid gland becomes enlarged, and this may be the first noticeable physical sign. This can result in swallowing difficulties and a feeling of having “a lump in the throat”. The eyes may appear large and bulge outwards leading to a rather startled expression. Difficulty with eye movements may also be present.

These problems should be referred to an eye specialist. The longer the eye changes are left untreated, the less likely they are to be curable.

How is hyperthyroidism Diagnosed?

Diagnosis is done by taking a single blood test to check for thyroid hormone levels. Hormone levels above normal range suggest a diagnosis of hyperthyroidism.

How is hyperthyroidism treated?

Hyperthyroidism treatment has two goals: to control symptoms and to treat the underlying cause. Symptoms can be treated with a therapy known as beta-blockers. In addition, thyroid hormone blocking drugs must be used. These drugs will treat the symptoms but not the underlying cause.



An important side effect of thyroid hormone blocking drugs is that it weakens the body's immune system. This may lead to an inability to fight infection. Other side effects include rashes and rarely, liver problems.

Thyroid hormone blocking drugs are started at a high dose that is then reduced as the hyperthyroidism comes under control. Alternatively, the dose can be kept high until the thyroid gland action is completely blocked. Once this happens, **hypothyroidism** (under-activity of the thyroid gland) will occur and hormone replacement therapy is given.

Unfortunately, in 40% of children a return of the hyperthyroid symptoms is seen once drug treatment stops. In teenagers this may be because they do not like taking the tablets. For these young people a curative treatment is needed and this is either radioiodine treatment or surgery.

What is permanent treatment for hyperthyroidism?

Two permanent treatments are available:

- **Surgery:** The surgeon will often aim to leave just enough of the thyroid gland to control the hyperthyroidism. However, it may be necessary for the whole gland to be removed. There is also a possibility of damage to the other important structures near or in the thyroid gland. The risk of this type of complication is small but must still be considered carefully.
- **Radioiodine Treatment:** Iodine is given by mouth and this is trapped by the thyroid gland. The radioiodine works by destroying the cells in the thyroid gland through local irradiation. Very

occasionally, side effects include flu-like symptoms. Because of side effects, this treatment is not recommended in children younger than 10 years of age.

Unfortunately, following either surgery or radioiodine treatment, **hypothyroidism** is likely to result because the thyroid gland ceases to function. This means that thyroid replacement treatment will be needed for life. At present, there is no clear difference between surgery and radioiodine treatment in terms of this outcome.

Are lumps in the neck risky?

Lumps in the neck are very common in children. Most of them have no relationship with the thyroid gland. However, a lump at the front of the neck may be in the thyroid. Any child with a lump that can be seen or felt in the neck should be carefully examined.

What are other sources of useful information?

The goal of this leaflet was to provide a basic overview of hyperthyroidism. Further information can be found in the following sources:

- **European Society for Paediatric Endocrinology**
ESPE Secretariat, BioScientifica
Euro House 22 Apex Court Woodlands, Bristol BS32 4JT - UK
Telephone No: + 44 (0) 01454 642208
Internet: <http://www.eurospe.org/>
- **British Society for Paediatric Endocrinology and Diabetes**
BSPED Secretariat, BioScientifica
Euro House 22 Apex Court Woodlands, Bristol BS32 4JT - UK
Telephone No: + 44 (0) 01454 642208
Internet: <http://www.bsped.org.uk/>
- **Child Growth Foundation**
2 Mayfield Avenue, Chiswick London W4 1PW UK.
Telephone +44 (0) 20 8995 0257
Internet: <http://www.childgrowthfoundation.org/>

You can also consult your doctor or nurse for additional information in your local area.

